

Suitable for
3-5 years


- ✓ Solo
- ✓ Pairs
- ✓ Groups

Sarah's song


Let's Build A Plane For Amy

How to guide

Created and written by Frances Lynch in collaboration
with Electrical Engineer, Sarah Cooper



Sarah's song Let's Build A Plane For Amy



Aim and background info

This song is about Amy Johnson, a pioneering British pilot, who was the first ever woman to make a solo flight all the way from England to Australia.

Amy was inspirational because she was a pilot against all the odds – at a time where it wasn't the norm for women to fly planes, much less women who weren't of the Gentry. With the support of her father, Amy persevered, and gained her pilot's license.

In this song, we have the students building Amy's plane for her, to ensure she will be able to make the long flight to Australia.

The first verse celebrates Amy's love of the air, as she happily flies in all different directions, and encourages the students to fly along with her.

Another amazing fact about Amy is that she was also the first ever woman to gain her ground engineer's "C" license, as she recognised the importance of being able to manage her own equipment; she did not want to rely on others to do it for her. The second verse celebrates all the things that Amy can fix for herself and encourages the students to build along with her.

Finally, the third verse celebrates Amy's incredible achievement, flying from England to Australia and discusses the emotions she might feel as she makes her descent, encouraging the children to cheer along with her.



Materials

1. **Word Sheet** – Let's Build A Plane For Amy - Song Words only
2. **Music Score** of the tune with chords – Let's Build A Plane For Amy

3. MP3 Sound recordings x5

- a. Let's Build A Plane For Amy - the [complete song](#) performed by Frances M lynch, produced by Herbie Clarke at Birnam Studios, London.
 - b. Let's Build A Plane For Amy – **listen and repeat, 2 x learning tracks** to help the children work on the music of the song
 - Let's Build A Plane For Amy – [Listen and repeat A](#)
 - Let's Build A Plane For Amy – [Listen and repeat B](#)
 - c. Let's Build A Plane For Amy – [Accompaniment only](#) – sing along once you all know it
4. [BSL Video](#) – Let's Build A Plane For Amy - The complete song – Frances sings the song with Lauren Lister who is a British Sign Language Interpreter. This is a zoom recorded video.




Instructions

You will have your own ideas about how best to use the materials but this suggestion may help:

1. Talk about Amy Johnson (you'll find out more about her on [this link](#)) – tell her story - particularly how she was able to fix her own plane when it developed faults. She never built one herself from scratch but in this song the children will build one for her!
2. Discuss what the children think they will need to build the plane and what parts of the plane they'd like to build (engine, wings etc...)
3. Play the **complete song** sound file for them to listen to
4. Learn to sing the song really well – either use the **Listen and repeat** sound files or if you are able to do it yourself you can use the Score sheet with guitar chords.

Note: Use the **song words only** sheet if you need to (though this song will probably work better if the children learn the words by rote using actions they make ups or you will find some ideas on the BSL video if you want to introduce some simple signs at this stage)

5. Sing along with **the complete song** track – When you first do this it will work well if they listen to each line in the verses first and then answer me by repeating it (rather than singing the whole thing).
6. Once they are familiar with the song they may like to try it without me! Half of the group can sing the lead lines in the Verses and the others can sing the answering phrases. So use the **accompaniment only** or play it on guitar or keyboard and see how you get on
7. Watch the **BSL Video** and join in with the signing – you can follow Frances if you are not used to doing this – or Lauren if you are!
8. GO FURTHER! - Make up your own verses for the song – or make up your own song about building or fixing planes, or about Amy herself. If you make up a song, or a poem or a story or draw a picture about your own ideas please let Frances and Sarah know – they'd love see and hear your work! You can email Frances at:
frances@electrivoicetheatre.co.uk



Engineering career links

Sarah who developed this activity is an electrical or hardware engineer. She works in a team to design parts for different aeroplanes today – modern aircraft are more complex than those used by Amy Johnson and contain a lot of electrical parts to control them and in safety monitoring systems to keep the plane safe.



Extension ideas

Why not try to build your own plane model – use the worksheet and activity guide developed by Sarah to help you. Or for more engineering songs check out Antonio’s music about acoustical engineering.